

## GENERAL

**ALIASONIC** AUF750 series is a fixed mounted, transit-time ultrasonic Flowmeter, with clamp-on transducers for non-invasive liquid measurement. Our microprocessor based, user friendly, field programmable flow measurement technique allows no interruption of the process flow and has low installation costs.

## FEATURES

- ❑ 4 line LCD display with flowrate, totalizer & signal condition
- ❑ Stores up 64 Day/Month/Year Totalizer daily value
- ❑ Batch control function
- ❑ Wide range velocities of 0.01 ~ +/- 32 m/s
- ❑ Transducers for pipe size from 15 to 6000 mm
- ❑ High accuracy of +/-0.5% of reading
- ❑ Transducers include magnet device, for installation on metal pipe without mounting belt
- ❑ Data logger function, include date, totalizer, signal condition... etc
- ❑ Response time less than 1 second

## SPECIFICATION

- |                       |  |                       |  |
|-----------------------|--|-----------------------|--|
| ● Measuring Principle | : Transit time difference  | ● Keypad              | : 16 Key with tactile action   |
| ● Pipe Size           | : S Type : 15 mm ~ 100 mm (1/2" ~ 4")<br>: M Type : 50 mm ~ 1000 mm (2" ~ 40")<br>: L Type : 300 mm ~ 6000 mm (12" ~ 240")<br>: HS Type : 15 mm ~ 100 mm (1/2" ~ 4")<br>: HM Type: 50 mm ~ 1000 mm (2" ~ 40")  | ● Response Time       | : Less than 1 second   |
| ● Pipe Material       | : Cast Iron, Stainless Steel, Ductile Iron<br>Copper, PVC, Aluminum, Fiberglass... etc.  | ● Flow Velocity       | : 0.01 ~ +/- 32 m/s  |
| ● Liner Material      | : Tar Epoxy, Rubber, Mortar, Polypropylene,<br>Polystyrol, Polyethylene, Teflon... etc   | ● Resolution          | : 0.0001 m/s   |
| ● Display             | : 4 Line LCD with illumination.<br>Flowrate : 5 digit with decimal point<br>Totalizer : 8 digit, Forward, Reverse & Net values.<br>Engineer Unit : M3, Liter, US Gallon, Imperial Gallon,<br>Million Gallon, Cubic Feet, US Barrels,<br>Imperial Barrels, Oil Barrel.<br>Time Unit : Second, Minute, Hour, Day.<br>Other : Velocity, Date, Time, Signal condition. | ● Ambient Temperature | : -20 ~ +50 °C   |
| ● Accuracy            | : +/- 1% ~ +/- 2% of reading(0.5 ~ 30 m/s)<br>: +/- 0.5% of reading (online calibration)   | ● Mounting            | : wall mounting  |
| ● Repeatability       | : +/-0.2% of reading   | ● Max. Cable Length   | : 150 M  |
| ● Temperature Input   | : 4-20 mA * 2 points for BTU calculation<br>Function : $\Delta T$ , Measurements for Thermal Energy  | ● Power Consumption   | : Less than 2W   |
|                       |  | ● Power Supply        | : 90 ~ 260Vac 50/60 Hz or 8-36Vdc  |
|                       |  | ● Data Storage        | : Operation parameters and totalization<br>date are stored by EEPROM for more<br>than 10 years |
|                       |  | ● Output              | : 4-20 mA or 0-20 mA   |
|                       |  | ● Pulse Output        | : 1- 9999 Hz   |
|                       |  | ● Data Logger         | : 64 data include flowrate, totalizer,<br>time, date.  |
|                       |  | ● Alarm               | : High/Low with buzzer   |
|                       |  | ● Communication       | : RS-232   |
|                       |  | ● Dimension           | : 235 * 205 * 95 mm  |
|                       |  | ● Weight              | : 1.5 Kg   |
|                       |  | ● Enclosure           |  |
|                       |  | Converter             | : IP65   |
|                       |  | Sensor                | : IP68(Submersible)  |



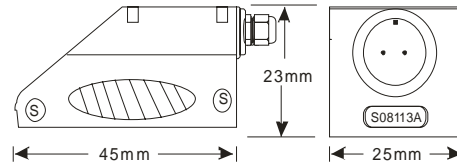
**SENSOR SPECIFICATION**

● Fluid Temperature : -20 ~ 110 °C

● S Type

Pipe Size : 15 ~ 100 mm (1/2" ~ 4")

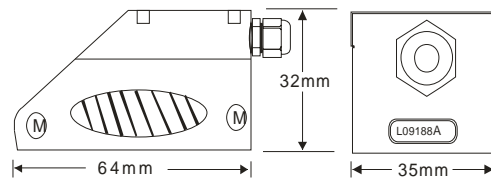
Dimensions : 45 \* 25 \* 23 mm



● M Type

Pipe Size : 50 ~ 1000 mm (2" ~ 40")

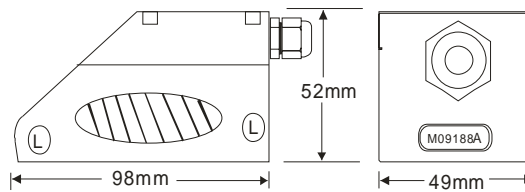
Dimensions : 64 \* 35 \* 32 mm



● L Type

Pipe Size : 300 ~ 6000 mm (12" ~ 240")

Dimensions : 98 \* 49 \* 52 mm

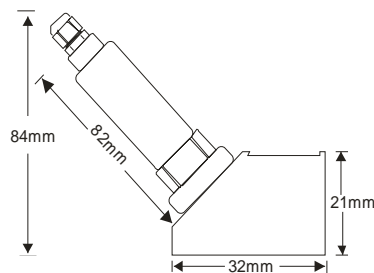


● Fluid Temperature : -20 ~ 160 °C

● HS Type

Pipe Size : 15mm ~ 100mm (1/2" ~ 4")

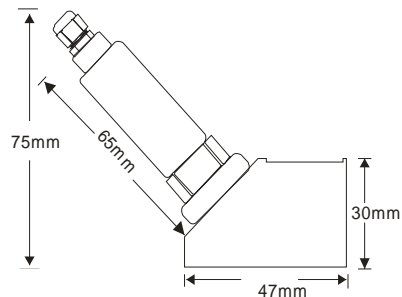
Dimensions : 84 \* 32 \* 21mm



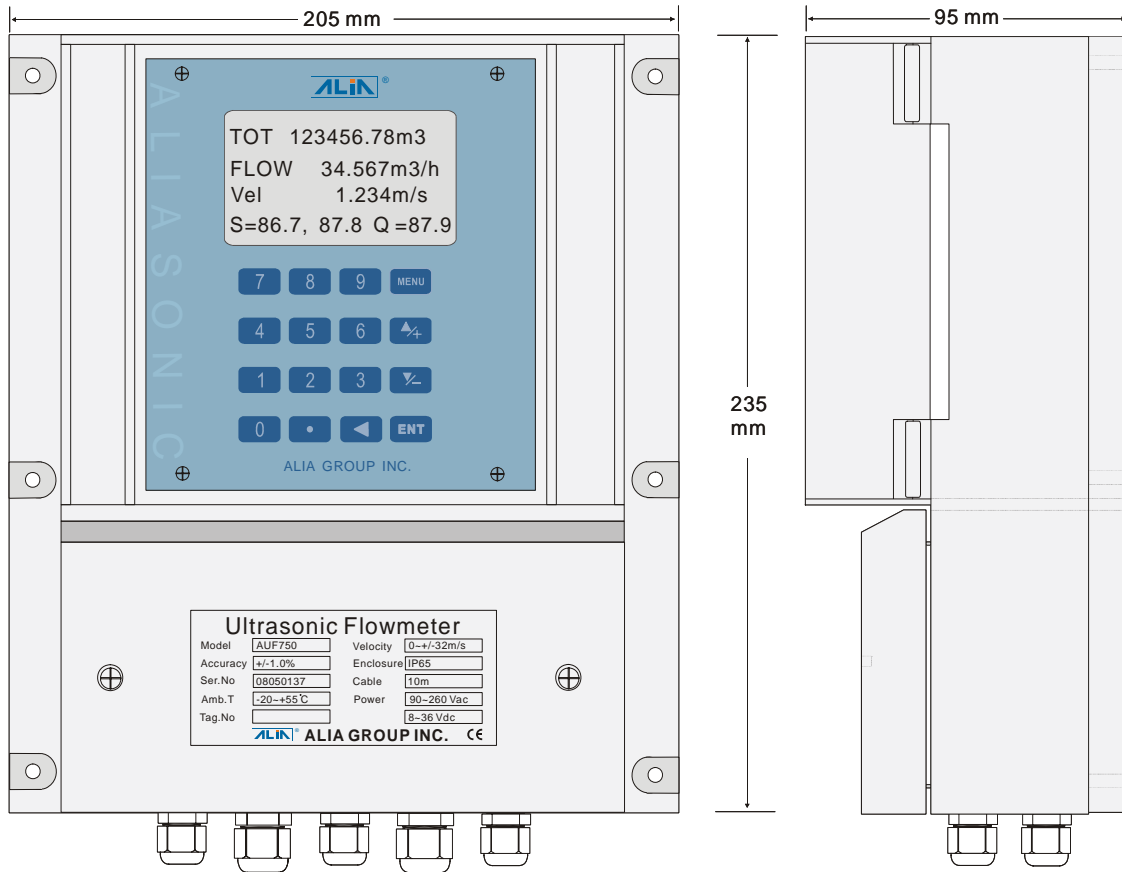
● HM Type

Pipe Size : 50mm ~ 1000mm (2" ~ 40")

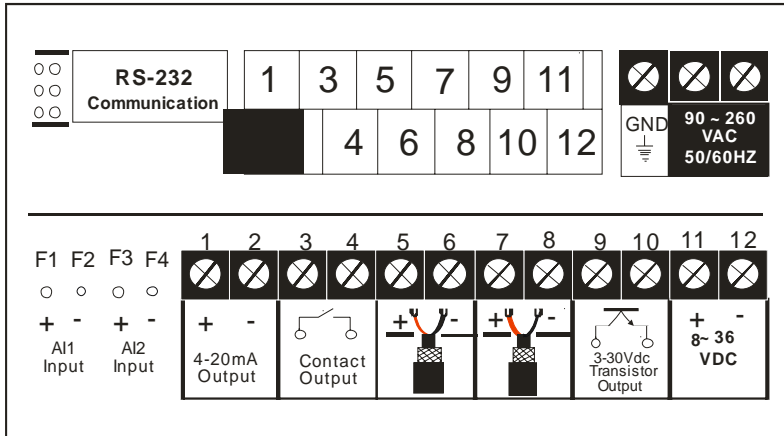
Dimensions : 75 \* 47 \* 30mm



**➤ DIMENSIONS FOR ULTRASONIC FLOWMETER**



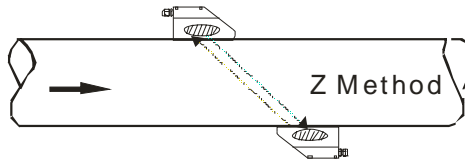
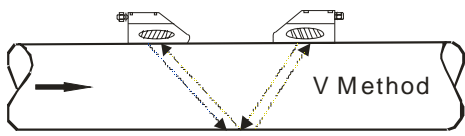
**➤ WIRING**



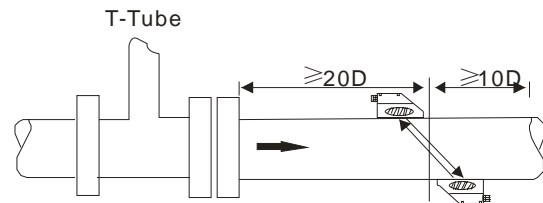
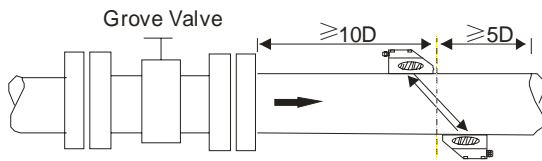
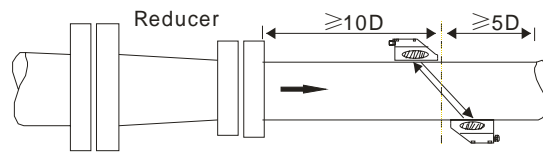
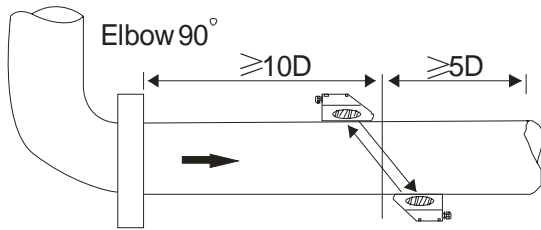
**➤ OTHER ACCESSORY**



**INSTALLATION**



**CONDITIONS ON STRAIGHT PIPE**



**MODEL SELECTION GUIDE**

AUF750 Series					
Example 1: AUF750-S-010-NN (AUF750 Converter + Small Sensor-15~100mm + Cable 10M + 90-260 Vac or 8-36VDC Power)					
AUF750-		X	-XXX	-XX	Description
Basic Selection	AUF750-				Basic Model, Include * AUF750 Converter * 1 set * Mounting Belt * 1 sets * Grease * 1 Box * Fixed Glue * 1 Box
		Detector	S		Small Sensor, 15 ~ 100 mm(1/2" ~ 4"), -40 ~ +110 °C
			M		Middle sensor, 50 ~ 1000 mm(2" ~ 40"), -40 ~ +110 °C
			L		Large Sensor, 300 ~ 6000 mm(12" ~ 240"), -40 ~ +110 °C
			HS		High-temperature Small Sensor, 15~100mm(1/2"-4"), -40 ~ +160 °C
			HM		High-temperature Middle Sensor, 50~1000mm(2"-40"), -40 ~ +160 °C
Signal Cable Length			- NNN		3- 200M
Power Supply				- NN	90-260VAC, 50/60 Hz or 8-36VDC